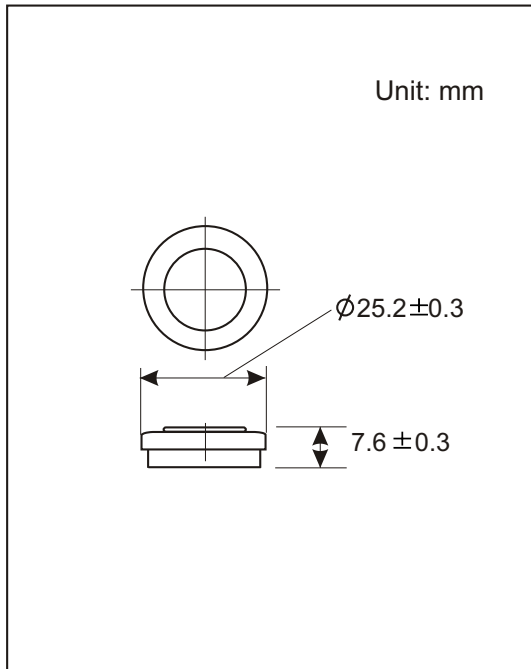


MH-250 Specification

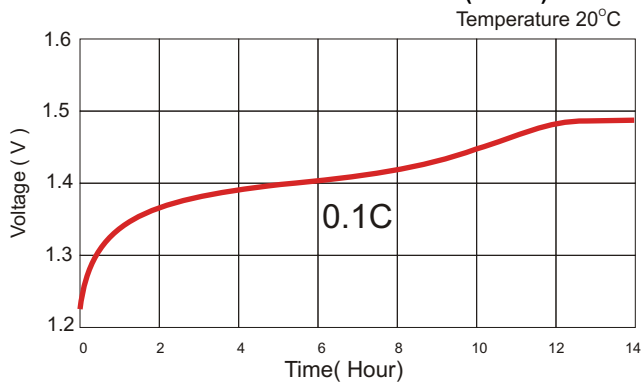
Ni-MH Button Cell

Specification

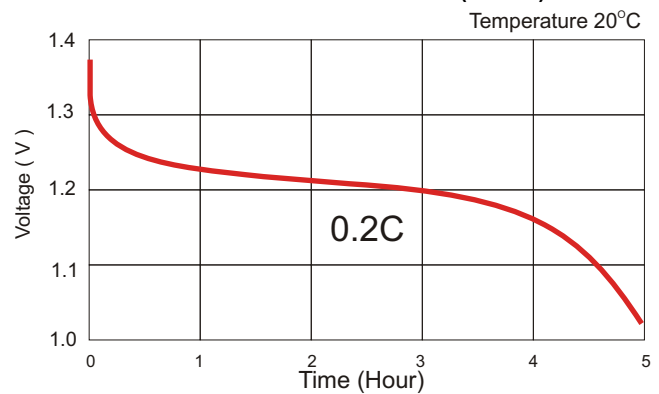


| | |
|--|-------------------|
| Norminal Capacity | 280mAh |
| Weight | 12g |
| Voltage | 1.2V |
| Charge Current | 28mA |
| Trickle Charge Current | 8.4 – 14mA |
| Charge Time | 14-16 Hours |
| Discharge Current | 56mA |
| Discharge Time | 5 Hours |
| Battery Life (IEC/CEI61951-2:2001. 4.4) | ≥ 400 Cycles |

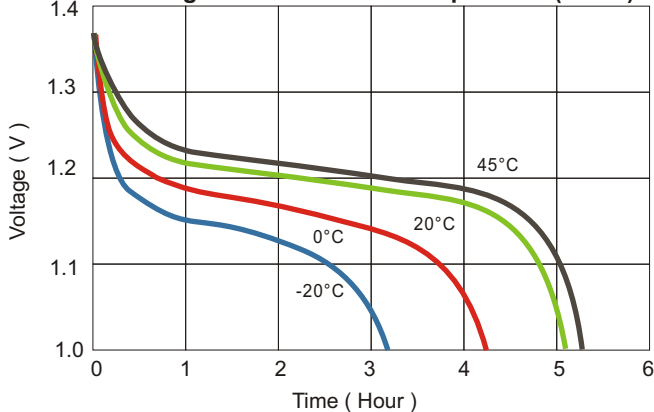
TYPICAL CHARGE CURVE (28mA)



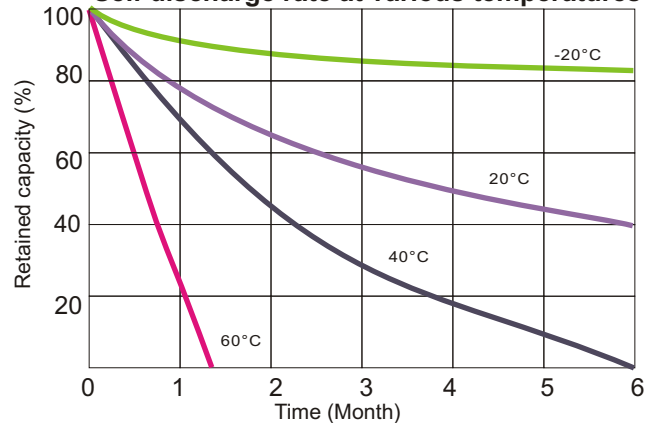
TYPICAL DISCHARGE CURVE (56mA)



Discharge curve at various temperature (56mA)



Self discharge rate at various temperatures



**Note: The data in this document are for descriptive purposes only and subject to change without prior notice.